



LEARNING  
UPGRADE®

# Learning Upgrade Self Enroll Guide

Student Self Enrollment Using a Class Code

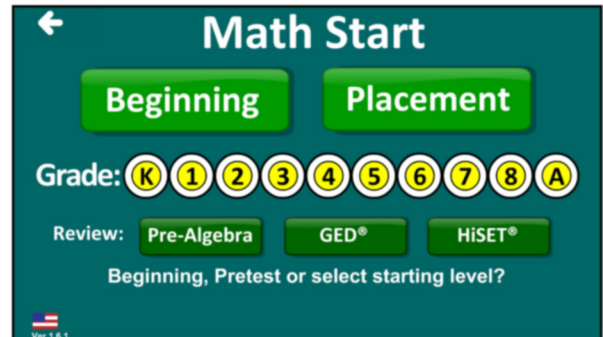
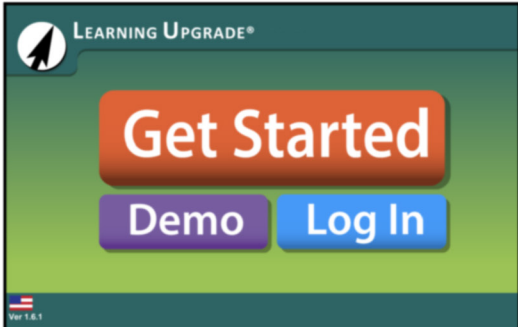
## Class Code: **CALL FOR CLASS CODE**

### Step 1: Download the Learning Upgrade App on your smartphone or tablet

- Or visit LearningUpgrade.com from any computer

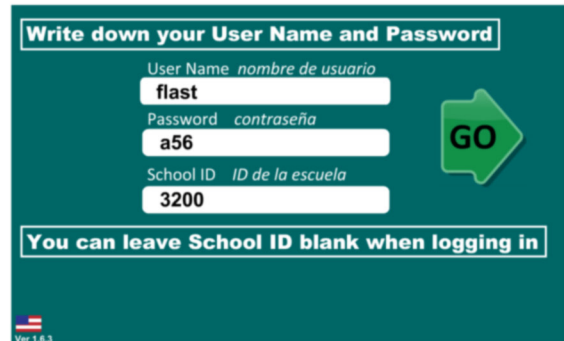
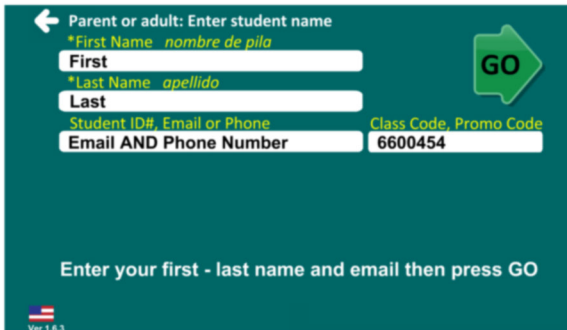
### Step 2: Launch the app, click 'Get Started', and choose Math or English

- You can pick a grade level, take a placement test, or start from the beginning

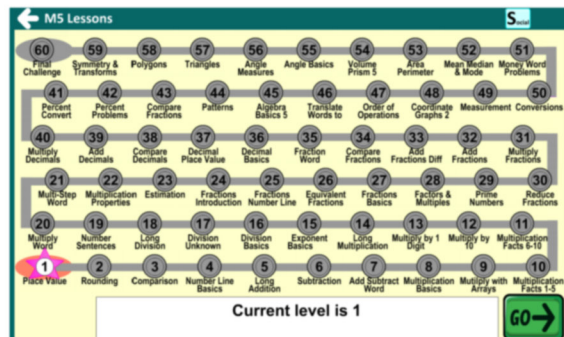
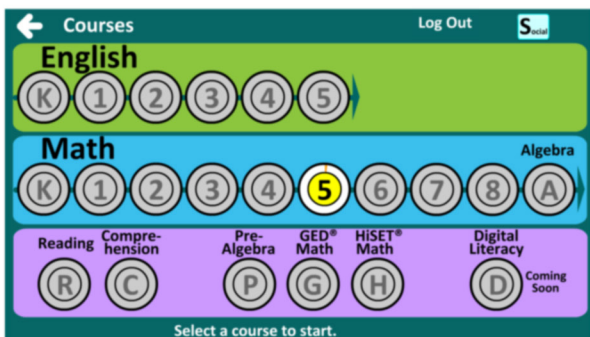


### Step 3: Enter your Last Name, First Name, email AND phone number, and the Class Code

- Press 'GO' and WRITE DOWN the User Name and Password - YOU CANNOT CHANGE THESE LATER



### Step 4: Launch your selected course or placement test, and get started



**CALL HSE Connect! (914) 231-3264  
TO CONNECT TODAY!**